



Dedicated to Excellence

Reception


Other Activities


Pick 'n' Mix Homework





Here are some ideas for homework to do with your child:

Superheroes

 Make a vehicle for a Superhero. You could use junk modelling materials. You can take a photo or draw a picture of your creation in your homework book and label the parts. Think about the special powers that your vehicle might need. We can't wait to see them!


 Draw or paint a picture of your favourite Superhero. Can you tell a friend or grown-up about your favourite Superhero and their powers? Don't forget to label your Superhero and tell us why they are your favourite.


 Read a story or information book about a Superhero. Can you discuss it with a friend or grown-up? You could write/draw about your favourite part or character.


 Think of a new Superhero. Can you design a costume for your new Superhero, label it and write about their own special powers!

Date completed /
Parent comment.

Other Activities

 Superheroes have to stay fit and healthy! Discuss with a grown up what kind of food would keep a Superhero healthy. Can you design a snack for a Superhero? You could make the snack with a grown up and eat it!

 Can you be a 'Superkid' at home? With a grown-up, think of three different ways you can be super and helpful this week i.e. tidying your room, putting on your clothes by yourself, making your bed etc.

 Physical challenge — How many of the following can you do in 30 seconds?

- Star jumps
- Press ups
- Two footed jumps
- Sit ups
- Shoulder press (with an object i.e. a teddy)


Date completed /
Parent comment.


Pick 'n' Mix Homework





Here are some ideas for homework to do with your child:

Castles

 Make a model castle. You could use cardboard boxes and tubes, building bricks or empty packing. You can take or draw a picture of your model in your homework book and label the parts. We can't wait to see your creations!

 Draw or paint a picture of a dragon. What colours could you use? What does your dragon look like? Can you tell a friend or grown-up about your dragon? Maybe you could give your dragon a name and label your picture


 Read a story or information book about castles, knights or dragons. Can you discuss it with a friend or grown-up? You could write/draw about your favourite part.


 There were 4 flags at the top of a castle's walls. If 4 more flags were added, how many flags would there be altogether? Try drawing a picture to help you work out the answer.

Date completed /
Parent comment:

Other Activities

 Draw and label a picture of someone dressed for a cold day.

 Go on a Winter walk with a grown-up and look around at all of the changes since Summer and Autumn. You could take pictures of the changes you find and any signs of Winter.

 Ice investigation — Collect some ice/snow and put into 4 different bowls. Place these bowls in different places around the house and discuss which will melt the slowest/quickest. Children could take pictures of their investigation and record the results.

Date completed /
Parent comment: