


## Maths Planning and Ideas



**Week Commencing: 27/04/20**

**Year Group: 1**





We hope you are finding these resources useful to support learning at home. I know that the needs of every individual child and family are very different. This is a guide to what the children need to learn however, as with many topics, some children will already have a sound knowledge of some of these learning points, while others will find them very difficult to master. THIS IS NORMAL. Every child is individual. Please feel free to spend more / less time on each learning point if this is needed for your child.

Further resource sheets and answer sheets can be found here if required: <https://whiterosemaths.com/homelearning/year-1/>

	Monday	Tuesday	Wednesday	Thursday	Friday
<b>Area of Learning</b>	LC: Can you group objects equally?	LC: Can you share objects equally?	LC: Can you find a half of shapes and objects?	LC: Can you find a half of objects?	CHALLENGE FRIDAY
<b>Activity</b>	<p><b>Starter:</b> Doubles recap – When we double a number, we add the same number – 1 + 1, 2 + 2 etc. Practise doubling practically with toys or counters. The aim is to be able to double numbers mentally once they become confident.</p> <p> Double ___ is ___</p> <p><b>Main:</b> Grouping objects equally: Children given a total and must make groups of an equal amount. Watch the video tutorial:</p>	<p><b>Starter:</b> Doubling Problem Solving: See Problem in resources below. Encourage your child to explain who they think is right and why.</p> <p><b>Main:</b> Children explore sharing as a form of division. Rather than grouping or circling objects, they share them out into a specified number of groups.  Eg. Share the muffins equally between the two plates:</p>	<p><b>Starter:</b> Practise doubles <a href="https://mathsframe.co.uk/en/resources/resource/306/Mat-hs-Fishing-Multiplication">https://mathsframe.co.uk/en/resources/resource/306/Mat-hs-Fishing-Multiplication</a> -Start game and choose Level 1 - <i>Recall and use doubles of all numbers to 10 (Y1)</i> -Cast your rod, catch a fish and answer the questions.</p> <p><b>Main:</b> Children explore finding a half for the first time using shapes and sets of objects. They will use the vocabulary 'half' and 'whole'.</p>	<p><b>Starter:</b> Practise doubles or number bonds to 10 using this game: <a href="https://www.topmarks.co.uk/maths-games/hit-the-button">https://www.topmarks.co.uk/maths-games/hit-the-button</a></p> <p><b>Main:</b> Children use their understanding of finding half of a shape and apply this to finding half of a small number. It is important that children find the total amount and can then show how this number can be shared equally into two equal groups.</p>	<p><b>Starter:</b> Daily 10 is great for practising Mental Maths. Choose Level 1, then choose addition, subtraction or ordering. Children will be given 10 questions to work out. You can set your own time limit for each question, then check the answers at the end. As children get more confident, make it harder by giving them less time. <a href="https://www.topmarks.co.uk/maths-games/daily10">https://www.topmarks.co.uk/maths-games/daily10</a></p>

	<p><a href="https://vimeo.com/403212205">https://vimeo.com/403212205</a></p> <p>Children record their ideas using stem sentences, such as: There are <u>3</u> groups of <u>2</u>. There are <u>6</u> altogether.</p>  <p>They can also develop their understanding by using numbers that <b>do not</b> share equally.</p> <p><b>Key questions:</b> <i>Have you made equal groups? How do you know? What would happen if you had 11 cubes? Would there be any left over? How could you find out?</i></p> <p><b>Independent Work:</b> See Monday resources below.</p>	 <p>Here children use counting to share out the muffins one at a time. 'One for me, one for you' until they are all gone.</p> <p>Again, trying to share odd numbers helps develop their understanding of 'equal'.</p> <p>Watch the video tutorial: <a href="https://vimeo.com/403212308">https://vimeo.com/403212308</a></p> <p><b>Key questions:</b> <i>Have you shared them equally? Do both groups have the same amount? Do you have any left over? Could we share 7 sweets equally? Why not?</i></p> <p><b>Independent Work:</b> See Tuesday resources below.</p>	<p>It is important that they know that a half means 'one of two equal parts' and are able to count them.</p> <p>It is also important they realise half is the opposite of double.</p> <p>Watch the video tutorial: <a href="https://vimeo.com/403212457">https://vimeo.com/403212457</a></p> <p><b>Key questions:</b> <i>How many parts have you split your shape into? How many halves make a whole? How do you know you have split your shape in half? Are the parts equal?</i></p> <p><b>Independent Work:</b> See Wednesday resources below.</p>	<p>The use of practical resources (counters, marbles, toys) can really help children to find a half.</p> <p>Watch the video tutorial: <a href="https://vimeo.com/403212540">https://vimeo.com/403212540</a></p> <p><b>Practical Work:</b> Using household objects (toys, counters, marbles etc), give your child different amounts, including some odd numbers.</p> <p><b>Key questions:</b> <i>How many halves make a whole? Can you share your objects in half? Have you made 2 equal groups? Can we find half of the number 5? Why not? Show me with the toys.</i></p> <p><b>Challenge:</b> <i>Are there any more numbers that we cannot halve? How many can you find?</i></p>	<p><b>Challenge – Problem Solving.</b> <b>See Friday resources.</b></p> <p>How many different ways can you colour one half of the shapes? Discuss how each shape is split into 6 parts. How do we find half of 6? You could use toys or counters to demonstrate this. Now try to colour the shapes in different ways, remembering to colour just half of each.</p>
--	--	--	--	---	--

**Monday 27<sup>th</sup> April 2020 - Making equal groups**

Representation	Description
	There are ___ altogether. There are ___ equal groups of ___
	There are ___ altogether. There are ___ equal groups of ___
	15 has been sorted into 3 equal groups of 5
	___ has been sorted into ___ equal groups of ___

2 Here are some counters.



a) Circle groups of 2

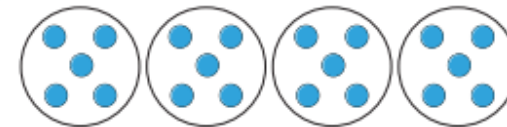
b) Complete the sentences.

There are  counters altogether.

There are  equal groups of 2 counters.

3 Complete the sentences.

a)

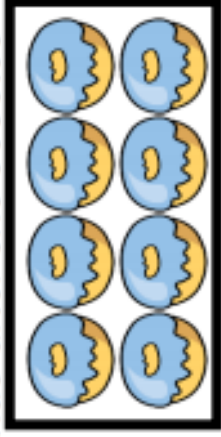


There are  counters altogether.

There are  equal groups of  counters.

Tuesday Starter - Problem solving with doubles.

Louise doubles her donuts. The picture shows what she had after she doubled her donuts.



Whitney



Louise started with 4 and ended with 8 donuts.

Eva



Louise started with 8 and ended with 16 donuts.

Mo



Louise started with 2 and ended with 4 donuts.

Who do you agree with? Explain why.

**Tuesday 28<sup>th</sup> April 2020 - Sharing objects equally**

1 Rosie and Amir are sharing some sweets.



- a) Draw lines to share the sweets equally.
- b) How many sweets does each child get?

Each child gets  sweets.

8 sweets shared equally between 2 is

2 Five children share some grapes.



- a) Draw lines to share the grapes equally.
- b) How many grapes does each child get?

Each child gets  grapes.

10 grapes shared equally between 5 is

3 Ron needs to share 20 bananas between 5 boxes.



How many bananas will there be in each box?

20 bananas shared between 5 boxes is

There will be  bananas in each box.



**Wednesday 29<sup>th</sup> April 2020 - Finding a half of shapes**


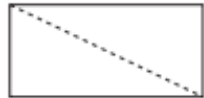
1 Tick the cake that is cut in half.



2 Draw a line to split each shape in half.



3 Colour half of each rectangle.



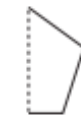
4 Show one half in three different ways.



5 Tick the shapes that show one half.

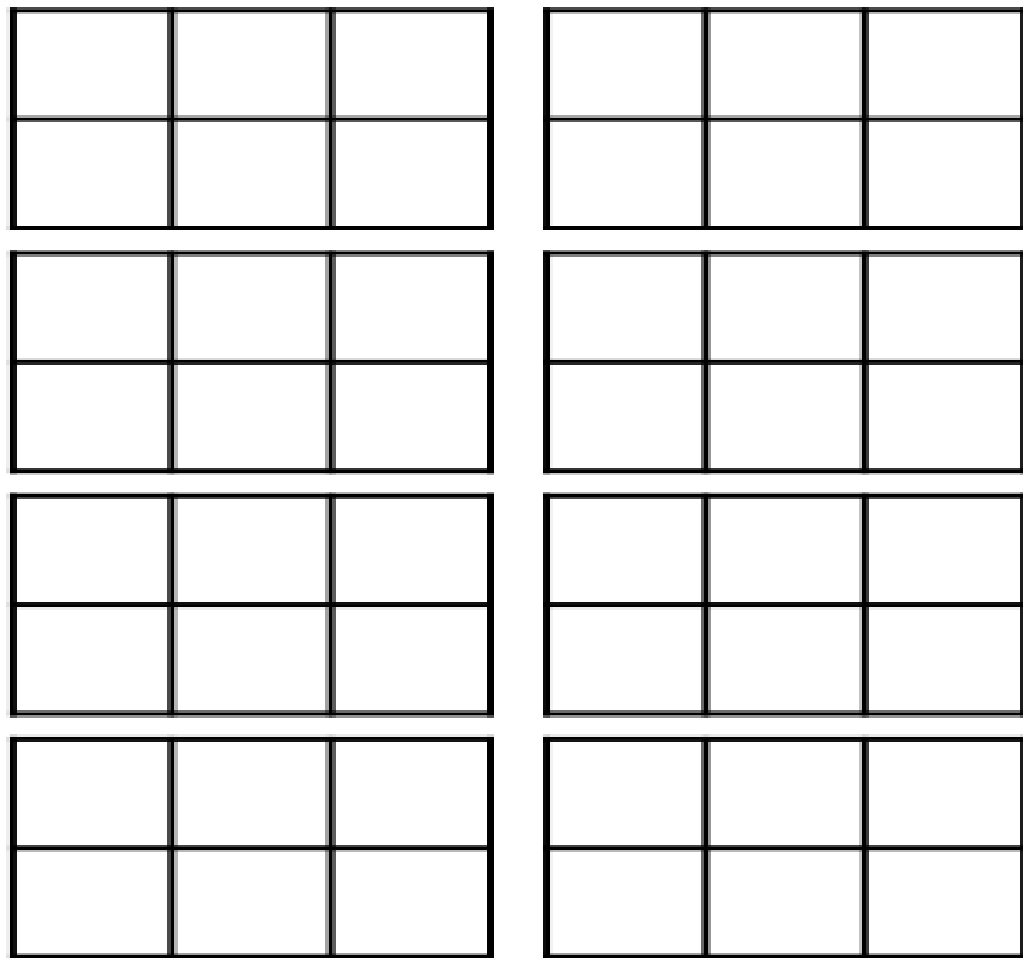


6 Match the halves to make a whole.



**Friday Challenge**

How many different ways can you shade one half of the shapes?



## **Where can I complete further work?**

[Twinkl](#) – Subscription service used by schools is offering a free premium service for teachers, parents and children to use whilst schools are closed. Enter the code **UKTWINKLHELPS** for access to worksheets, powerpoints and interactive games to support all areas of learning.

[Classroom Secrets](#) – Free Maths, Reading and Grammar home learning packs and interactive resources for all ages.

[White Rose Maths](#) – Free Maths home learning resources for all ages. Watch the videos and try the questions.

[Primary Stars](#) – Free Maths home learning packs for Year 1 and 2.

[BBC Bitesize Primary](#) – Free learning resources available for KS1 and KS2 across all subjects.

[I See Maths](#) – Free daily home maths lessons hosted by Gareth Metcalfe. Follow the link for videos, information and resources.

[Top Marks](#) – Free educational resources and games for English and Maths.

[ICT Games](#) – Free educational resources and games for English and Maths.