

Maths Planning and Ideas



Week Commencing: 4th May 2020

Year Group: 2

Note to parents:

This week, the focus on looking at weight and capacity. I have tried to include both practical and online activities / worksheets within the planning. Once again, we are aware that every family situation is different and what is manageable to deliver to children varies depending on individual circumstances within each household. Please feel free to use some ideas, all ideas or something that works for you. **Ultimately, I would like children to know that weight is measured in g / Kg and capacity is measured in ml /L and have an understanding of what these are used to measure eg: if asked how to measure the weight of an apple they should know it is measured in grams.**

It is also worth noting that times tables are a key skill which is essential for children to have a good understanding of. Therefore, if you are having a day when everything seems a little overwhelming and you cannot fit in any other learning, encouraging your child to practise their times tables, 2x, 5x and 10x, even for 5 – 10 minutes, will be invaluable.

Please have fun with the activities, stay happy and don't panic about covering every single activity if it can't be fitted into your daily routine. We would usually cumulate this topic with a baking activity, when children get to put what they have been learning into practice. This is something that you could do in addition or in replacement of some of the tasks if you wish to. Take care and stay safe. We are thinking of you all.

	Monday	Tuesday	Wednesday	Thursday
Area of Learning	LC: Can you recognise g and Kg?	LC: Can you recognise g and Kg? Can you read a scale?	LC: Can you recognise ml and L?	LC: Can you recognise ml and L? Can you read a scale?
Activity	<p>Starter:</p> <p>Times Table Rockstar</p> <p><i>Battle of the Bands and Garage challenges have been set for Y2 children.</i></p> <p>Main:</p> <ul style="list-style-type: none"> This week we are looking at how weight is measured. Today I would like your child to look at everyday, household objects and find the weight on them. 	<p>Starter:</p> <p>https://www.bbc.co.uk/teach/super-movers/ks1-maths-the-5-times-table/zhbm47h</p> <p><i>Follow the link or type 'Supermovers 5x table' into your Google search menu and join in with Posh Pooch.</i></p> <p>Main:</p> <ul style="list-style-type: none"> Remind children of how we measure weight and ask them to think of an example of something we would measure in g / Kg. 	<p>Starter:</p> <p>Times Table Rockstar</p> <p><i>Battle of the Bands and Garage challenges have been set for Y2 children.</i></p> <p>Main:</p> <ul style="list-style-type: none"> Today we are looking at how liquids are measured. 	<p>Starter:</p> <p>https://www.bbc.co.uk/teach/super-movers/ks1-maths-the-5-times-table/zhbm47h</p> <p><i>Follow the link or type 'Supermovers 5x table' into your Google search menu and join in with Posh Pooch.</i></p> <p>Main:</p> <ul style="list-style-type: none"> Remind children of how we measure capacity and ask them to think of an example of something we would measure in ml / L. Remind children there are 1000ml in a L and 500ml in ½ a L.

- Some examples of items you could use would be: tins of food, packets of pasta, bags of sugar, cereal, potatoes etc. (We normally look at flour but I'm not sure anyone has any of that anymore!!)
- Talk about how most of our food packs are measured in g but some of the heavier things are measured in Kg.
- Use the words heavy/light, heavier than, lighter than to compare weights.
- Explain that there are 1000g in 1Kg.

Key Questions to discuss with children:

Which is heavier, one gram or one kilogram? What else do you think we might measure in kilograms?

Independent:

Fold a piece of paper in half.
On one half write 'Less than 400g'.
On the other write '400g or more'.
Find and list as many things as you can that are more / less than 400g. Write down the name of the object and its weight.
Can you find 3 things that are measured in Kg or think of things that would be measured in Kg.

Extension: If your adults covers up the weight of an object, can you predict whether it would be more / less than 400g by holding it.

- Remind children there are 1000g in a Kg and 500g in ½ a Kg.
- Look at the website <https://www.ictgames.com/mobilePage/mostlyPostie/index.html>
- Look at the first 4 tabs and talk about how scales can go up in different intervals. Eg: g / kg, 100g, 50g, 10g.

Key Questions to discuss with children:

What comes half way between 100g and 200g?

Independent:

Children to have a go at using the 'mostly postie' website to find the weight of the parcels.
I have also attached some worksheets if you would like your child to complete these in addition to / in replacement of the online activity.

- Talk about the different terms that are used when we talk about liquids.
- Explain that we use the word 'capacity' to talk about how much liquid there is in a container and measure it in ml / L.
- There are 1000ml in 1L.
- Look at everyday items in your house that are measured in ml / L.
- Some examples are: juice, milk, washing up liquid, hand soap.

Key Questions to discuss with children:

*Which is larger, 1 millilitre or 1 litre? How do you know?
Would you measure _____ in litres or millilitres? Why?
How many litres of water do you drink a day?*

Independent:

Fold a piece of paper in half.
On one half write 'Less than 500ml'
On the other write '500ml or more'.
Find and list as many things as you can that are more / less than 500ml (you may want to change this total depending on what you have in your house)
Write down the name of the object and its weight.

- Look at the website <http://www.ictgames.com/mobilePage/capacity/index.html>
- Look at the first 4 tabs and talk about how scales can go up in different intervals. Eg: ml / L, 100ml, 50ml, 10ml.

Key Questions to discuss with children:

What comes half way between 0 and 100ml?

Independent:

Children to have a go at using the 'capacity countdown' website to read the scales, in L / ½ L, 100ml, 50ml, 10ml.
I have also attached some worksheets if you would like your child to complete these in addition to / in replacement of the online activity.

You could always check some of predictions using a set of scales if you have them.

Extension: You could allow your child to predict, for example, how many 200ml cups of water it will take to fill a jug. THIS IS OPTIONAL!!

Supporting Resources for Maths

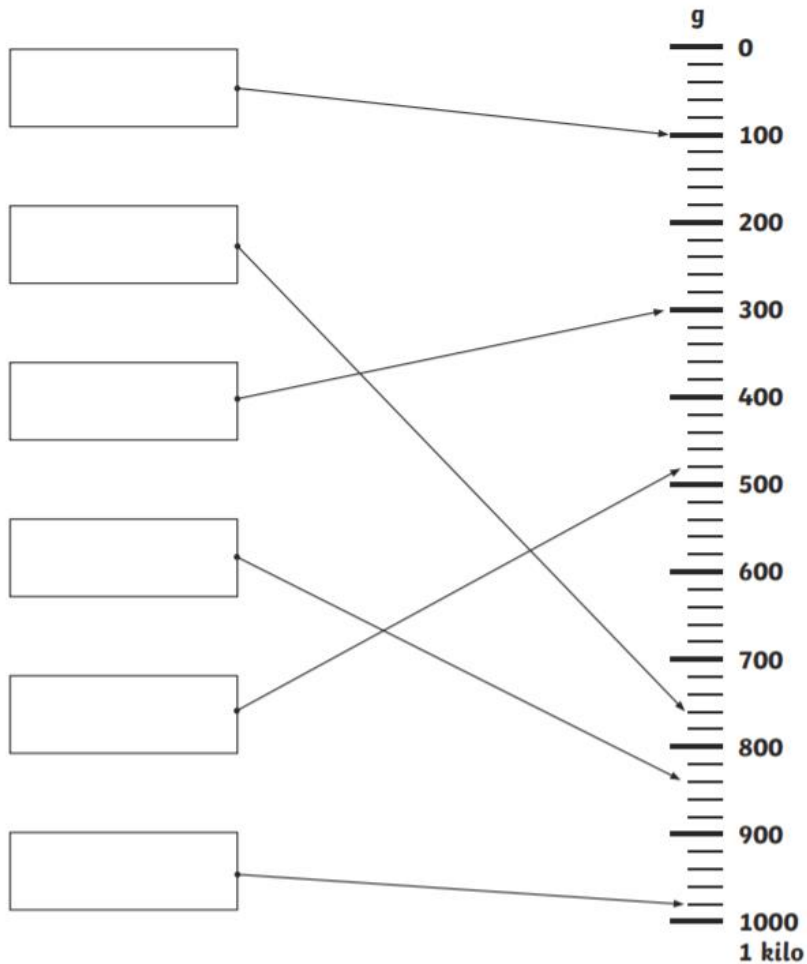
Tuesday 5th May

LC: Can you read a scale?

Reading Scales

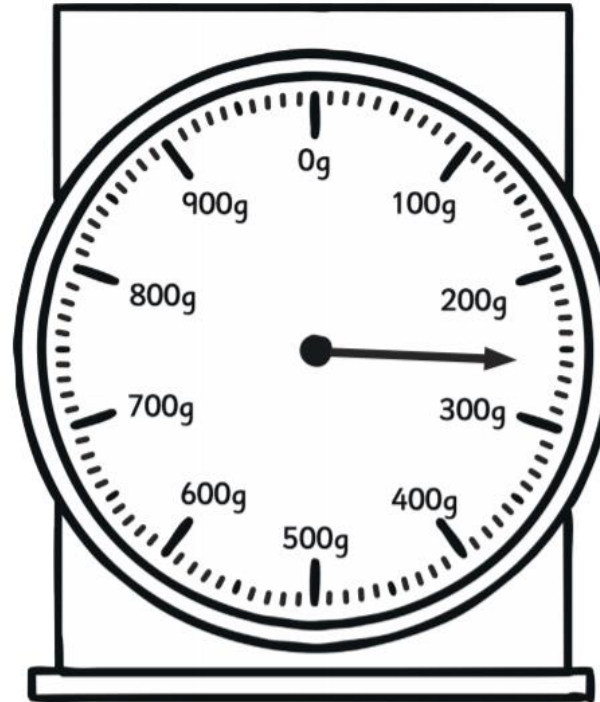
The scale shows 1 Kilogram, each large division is 100 grams and each small division is 20 grams

Write in the reading for each of the arrows.



Reading Scales

Weighing scales can be read like a clock, the dial indicator moves as the weight increases. Each big line is 100g, each small line is 10g, the arrow shows 260g.



Draw arrows on the scale to show these weights:

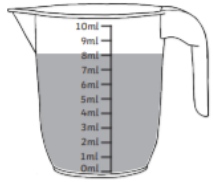
- a. 520g
- b. 400g
- c. 960g
- d. 1000g
- e. 180g

Thursday 7th May

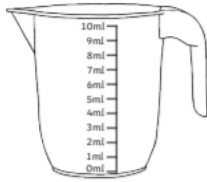
LC: Can you read scales in ml?

Colour the Measuring Jug

Colour each jug to show the correct volume.



Example: 8ml



3ml



9ml



4ml



12ml



16ml



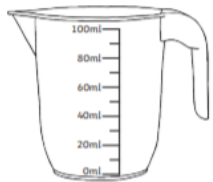
35ml



15ml



50ml



30ml



70ml

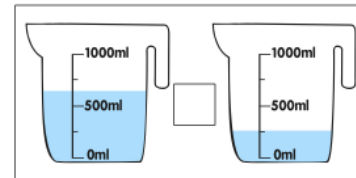
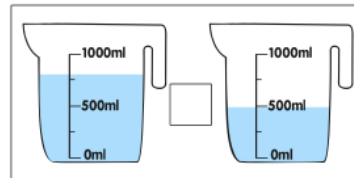
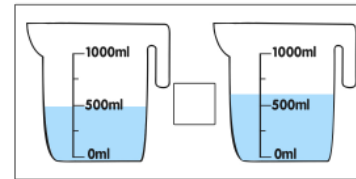
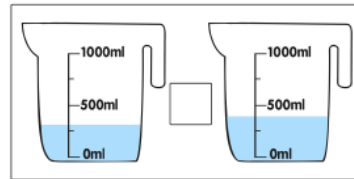
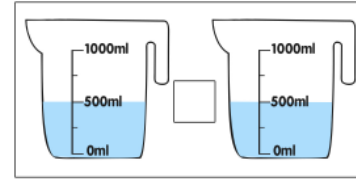
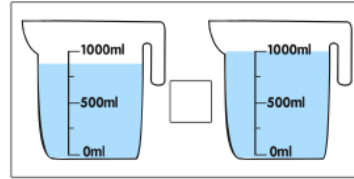
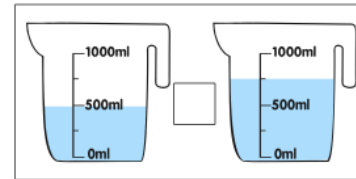
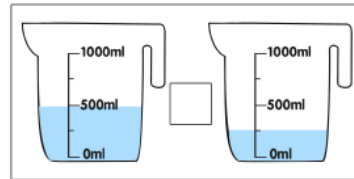


10ml

Challenge: Circle the jug with the **highest** volume of water.

Comparing Volume

Write the $>$, $<$ or $=$ symbol to compare the volume.



Where can I complete further work?

[Twinkl](#) – Subscription service used by schools is offering a free premium service for teachers, parents and children to use whilst schools are closed. Enter the code **UKTWINKLHELPS** for access to worksheets, powerpoints and interactive games to support all areas of learning.

[Classroom Secrets](#) – Free Maths, Reading and Grammar home learning packs and interactive resources for all ages.

[White Rose Maths](#) – Free Maths home learning resources for all ages. Watch the videos and try the questions.

[Primary Stars](#) – Free Maths home learning packs for Year 1 and 2.

[BBC Bitesize Primary](#) – Free learning resources available for KS1 and KS2 across all subjects.

[I See Maths](#) – Free daily home maths lessons hosted by Gareth Metcalfe. Follow the link for videos, information and resources.

[Top Marks](#) – Free educational resources and games for English and Maths.

[ICT Games](#) – Free educational resources and games for English and Maths.