

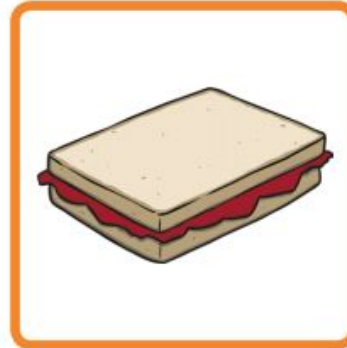

English Planning and Ideas



Week Commencing: - Year Group: 1

	Monday	Tuesday	Wednesday	Thursday	Friday
Phonics	Practise daily phonics lessons to practise reading and blending sounds: https://www.ruthmiskin.com/en/find-out-more/parents/ Or here https://www.youtube.com/channel/UCo7fbLgY2oA_cFClg9GdxtQ/featured				
Activity	<p>LC: Can you follow verbal instructions?</p> <p>This week the children are going to practise listening to, sequencing, and writing instructions.</p> <p>Today I would like you to give your child some instructions to follow. They need to be able to listen carefully to one instruction at a time.</p> <p>I have included some instructions for making a jam sandwich, however this can be adapted to whatever you like. Just replace the jam, or make something completely different.</p> <p>The pictures provide a visual cue and may help your child process the instructions.</p>	<p>LC: Can you sequence a set of instructions?</p> <p>How to plant a bulb!</p> <p>Ask your child if they know what a bulb is? Plants and flowers that grow under the ground grow from a bulb.</p> <p>Do they know any plants that grow from bulbs? Onions, potatoes, daffodils, lilies.</p> <p>Look at the 4 pictures of how to plant a bulb and talk about what they can see. Can they name all of the items in the pictures? The pictures have been muddled up. Could you put them in the correct order?</p> <p>Once you have ordered the pictures, draw and label all of the things you need to plant a bulb.</p>	<p>LC: Can you write instructions for planting a bulb?</p> <p>How to plant a bulb!</p> <p>Today I would like you to write a set of instructions. Using the pictures you sequenced yesterday, write instructions for planting a bulb.</p> <p>You could start each instruction with a number, or with a time conjunction: 1) 2) 3) 4) or First, Next, Then, Finally.</p> <p>eg. First get a bulb, flower pot, bulb, and watering can. Next...</p> <p>Don't forget to use capital letters, finger spaces and full stops.</p>	<p>Planting Bulbs or seeds.</p> <p>If you have any bulbs or seeds at home, you could try to do some planting today.</p> <p>See if your child can follow their own instructions carefully.</p> <p>If you do not have the required equipment for this, please do not worry. Try following instructions for something else, like making a cake or playing a game.</p> <p>We would love to see pictures of them doing some planting, and/or their instructions. You can send work to: oxcloseyear1@durhamlearning.net</p>	<p>LC: Can you write a set of instructions?</p> <p>Now that you have had a practise of writing some instructions, what else could you write instructions for?</p> <p>Here are some ideas for you to write about. Choose one, or think of your own:</p> <p>How to make a bowl of cereal.</p> <p>How to brush your teeth.</p> <p>How to make a cake.</p> <p>Draw pictures and write some instructions about your chosen theme.</p>

Monday - Listening to and following instructions



1. Get two slices of bread.
2. Get some jam, some butter and a knife.
3. Spread the butter onto one slice of bread.
4. Spread the jam onto one slice of bread.
5. Place the other slice of bread on top.
6. Eat your sandwich.

Tuesday Resources - Can you sequence the pictures?

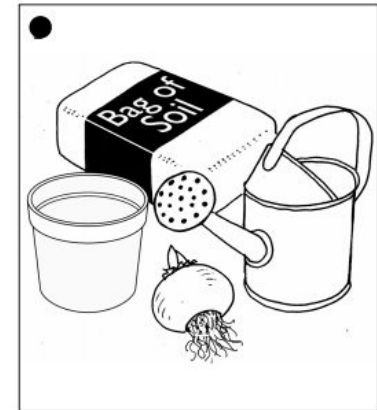

How to Plant a Bulb

First

Next

Then

Finally



Draw and label what you will need:

Wednesday - Write instructions

How to Plant a Bulb

List what you need:

What you will need to do:

1.

Where can I complete further work?

[Twinkl](#) – Subscription service used by schools is offering a free premium service for teachers, parents and children to use whilst schools are closed. Enter the code **UKTWINKLHELPS** for access to worksheets, powerpoints and interactive games to support all areas of learning.

[Classroom Secrets](#) – Free Maths, Reading and Grammar home learning packs and interactive resources for all ages.

[BBC Bitesize Primary](#) – Free learning resources available for KSI and KS2 across all subjects.

[Oxford Owl](#) – Free ebooks and reading resources available when you create a free login.

[Phonics Play](#) – Subscription service is offering free access to their learning resources during this period. Follow the link for details on how to gain free access.

[Top Marks](#) – Free educational resources and games for English and Maths.

[ICT Games](#) – Free educational resources and games for English and Maths.