

Science and the Wider Curriculum - Planning and Ideas



Week Commencing: 04.05.20

Year Groups: 5/6

	Monday	Tuesday	Wednesday	Thursday	Friday
Area of Learning	Subject: PE LC: To create a game with a focus on throwing	Subject: Science LC: To begin to compare life cycles within different animal classes	Subject: Art LC: To create a commemorative VE Day Coin	Subject: History LC: To find out about the events and impact of VE day	No Lesson
Activity	<p>We have loved watching all of the videos you have been sending to your Y6 mail address. You have been really creative and have certainly been using your imagination.</p> <p>Starter You will need a partner for this activity, along with a long sock. You need to decide on players A and B. Once decided, player A needs to place the sock in the back of their waistband of shorts, trousers, skirt etc. The aim of the game is for player B to retrieve the sock. Player A must try to defend themselves (and the sock). You must try not to make contact with your partner. We have played this game at school with the coloured bands and bibs, so you should be an expert at this.</p> <p>Task Your task today is to work with an adult or brother/sister to produce a game which has a focus on throwing. You might create a target game where you gain points for hitting different targets. Your game might include throwing different sized balls through a</p>	<p>Resources</p> <ul style="list-style-type: none"> • Internet access • Comparison table template provided below <p>Starter We are going to be comparing life cycles between animal classes, something that we have not studied for a while. Use this link to download the information cards and recap your understanding of the classes and their characteristics: https://www.twinkl.co.uk/resource/t2-s-316-animal-groups-display-posters</p> <p>Now, take a look at the group names and pictures below – can you sort them correctly? This would be a great activity to do with another member of your household, so that you can discuss your ideas.</p> <p>Main Teaching So far, we have looked at the life cycle of a hen and a frog. In some ways they were similar, in others very different. We now need to develop our understanding of how</p>	<p>Resources -(Optional) Template of the £2 coin below.</p> <p>Starter: Have you ever seen any commemorative coins? There are designs usually on 50p and £2 coins and they have engravings with pictures of important events and people.</p> <p>Main Teaching If you would like to recap on the meaning of VE Day, then this video from the BBC Video is very useful. https://www.bbc.co.uk/teach/class-clips-video/history-ks2-ve-day/z7xtmfr After that, you may want to look at the existing VE Day coins on the Royal Mint website. https://www.royalmint.com/our-coins/ranges/annual-sets/2020-annual-coin-sets/discover/ve-day/</p> <p>Task Design a VE Day £2 coin using the template below. We would love to see any examples of your designs.</p>	<p>Resources</p> <ul style="list-style-type: none"> • Internet access to enable you to complete your research element • Paper and pencils to make detailed notes <p>Starter This week, the country has been celebrating the 75th anniversary of VE day, the end of World War II. Lots of different things were happening towards the end of the war – take a few minutes to recap your understanding of the key events from the war leading up to this moment (Year 6 will have studied this last year but some of this information will be new to Year 5):</p> <p>https://www.ducksters.com/history/world_war_ii/ww2_timeline.php</p> <p>https://www.theschoolrun.com/homework-help/world-war-2</p> <p>https://www.historyforkids.net/world-war-two-timeline.html</p>	


<p>hole or even throwing balls into a bucket at different distances.</p> <p>I wonder how creative you can be. I am sure your ideas are much better than ours.</p> <p>If you would like to share photographs or even a video of your game, we would love to see them.</p> <p>Have fun.</p>	<p>metamorphosis is different across species.</p> <p>To help broaden our understanding, let's recap another familiar creature, the frog. Use this video link to help refresh your memory: https://www.youtube.com/watch?v=F3EIGMVU6SY (up to 2:55)</p> <p>Having now looked at a bird, insect and amphibian, think about the life cycle of a human – think about the phases that we go through and the changes that occur – it might help to make a note of these to refer back to later on.</p> <p>Task</p> <p>Think about the key points in the life cycles of the animals looked at so far – what similarities and differences do you notice? Note these down in the table provided.</p> <p>Use these notes to write a detailed paragraph explaining what you have found out and the comparisons that you have made. Remember, use scientific vocabulary where possible.</p>		<p>Main Teaching</p> <p>The end of the war was a momentous occasion, an event the likes we have rarely seen in our life times. There were parties in the streets, troops returning home, speeches from our leaders and even celebrations by the royal family.</p> <p>Have a quick read to find out what it would have been like to live through this day:</p> <p>https://www.historyforkids.net/ve-and-vj-days.html</p> <p>https://www.bbc.co.uk/newsround/48201749</p> <p>One of the most significant events of the day was the speech made by Prime Minister Winston Churchill – his speech was a thank you to everyone for their efforts, a celebration of the British spirit, and a call to keep fighting in some areas of the world (we were still at war with Japan). The speech contained lots of emotive language and sentiments and really spoke to the British people.</p> <p>Read a copy of this speech below.</p> <p>Task</p> <p>Although our current situation is completely different to a world war, our country is still facing an extremely difficult challenge that requires strength and effort from us all, some more than others.</p> <p>In the emotive style of Churchill, think forward to when this initial</p>	
---	---	--	---	--

				<p>phase of hardship is over. As a leader, what would you say to your people? Who would you thank and how? What traits and characteristics have people demonstrated during this time that make you proud? What must we continue to do next?</p> <p>Write your speech for this moment (which will be remembered in years to come as an historic event).</p> <p>Extension Tasks:</p> <p>Design the layout, menu and decorations for your very own VE day street party.</p> <p>Research popular foods eaten as part of the celebrations and have a go at making this at home (send us a picture).</p> <p>Have a go at the spitfire paper model making activity.</p>	
--	--	--	--	---	--

Science Activity Sheets

mammals

amphibians




reptiles

fish



birds

insects

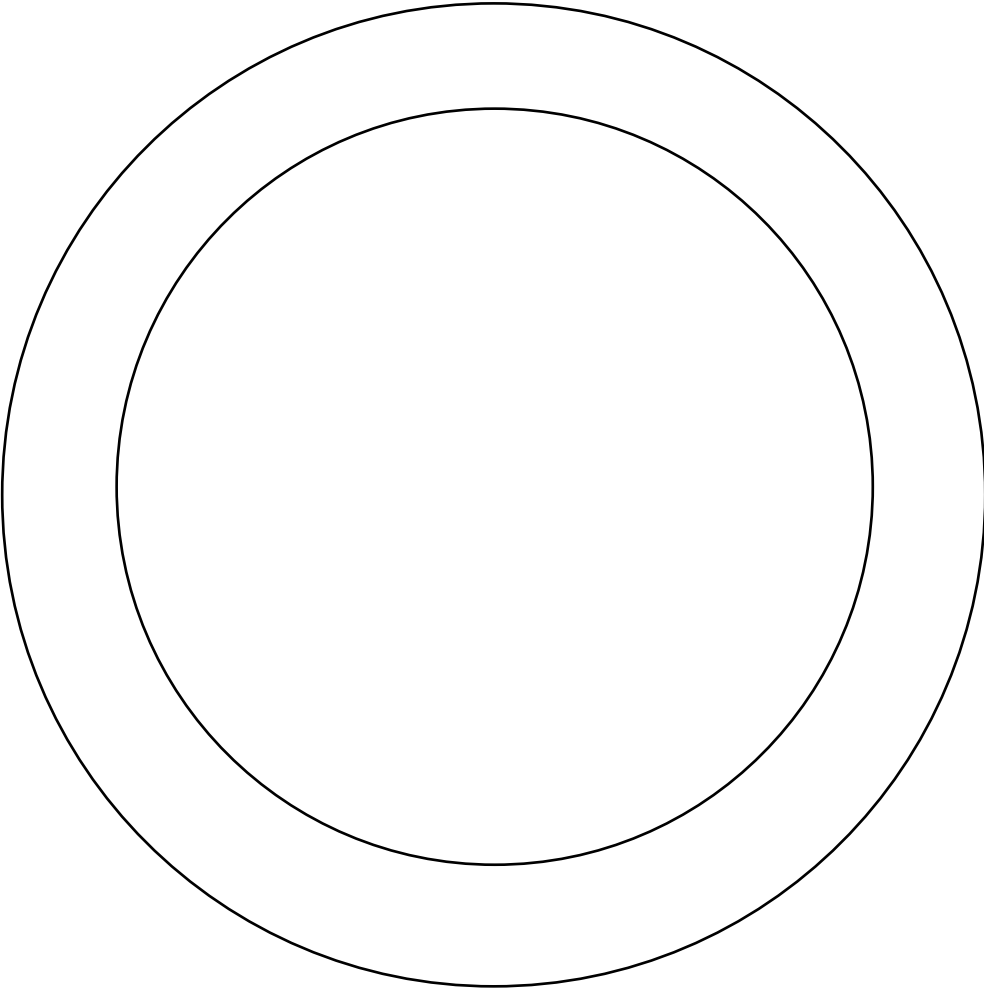




Consider the life cycles of: a hen, a butterfly, a frog and a human

Similarities	Differences

Wednesday Art – Design a £2 coin



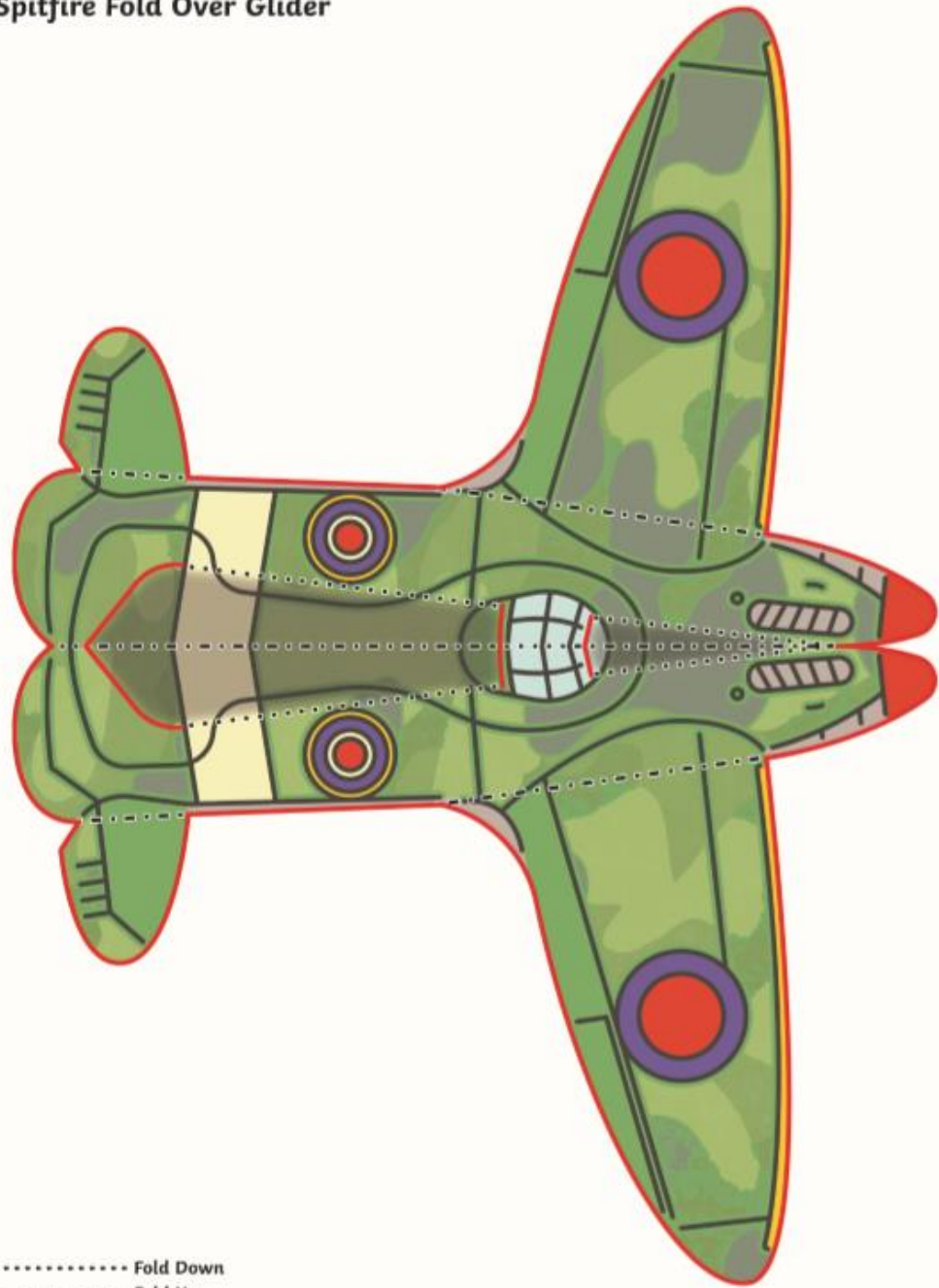
History Activity Sheets

My dear friends, this is your hour. This is not victory of a party or of any class. It's a victory of the great British nation as a whole. We were the first, in this ancient island, to draw the sword against tyranny. After a while we were left all alone against the most tremendous military power that has been seen. We were all alone for a whole year.

There we stood, alone. Did anyone want to give in? [The crowd shouted "No."] Were we down-hearted? ["No!"] The lights went out and the bombs came down. But every man, woman and child in the country had no thought of quitting the struggle. London can take it. So we came back after long months from the jaws of death, out of the mouth of hell, while all the world wondered. When shall the reputation and faith of this generation of English men and women fail? I say that in the long years to come not only will the people of this island but of the world, wherever the bird of freedom chirps in human hearts, look back to what we've done and they will say "do not despair, do not yield to violence and tyranny, march straightforward and die if need be - unconquered." Now we have emerged from one deadly struggle - a terrible foe has been cast on the ground and awaits our judgment and our mercy.

But there is another foe who occupies large portions of the British Empire, a foe stained with cruelty and greed - the Japanese. I rejoice we can all take a night off today and another day tomorrow. Tomorrow our great Russian allies will also be celebrating victory and after that we must begin the task of rebuilding our hearth and homes, doing our utmost to make this country a land in which all have a chance, in which all have a duty, and we must turn ourselves to fulfill our duty to our own countrymen, and to our gallant allies of the United States who were so foully and treacherously attacked by Japan. We will go hand and hand with them. Even if it is a hard struggle we will not be the ones who will fail.

Spitfire Fold Over Glider



..... Fold Down
- - - - - Fold Up

Where can I complete further work?

[Twinkl](#) – Subscription service used by schools is offering a free premium service for teachers, parents and children to use whilst schools are closed. Enter the code **UKTWINKLHELPS** for access to worksheets, powerpoints and interactive games to support all areas of learning.

[Classroom Secrets](#) – Free Maths, Reading and Grammar home learning packs and interactive resources for all ages.

[BBC Bitesize Primary](#) – Free learning resources available for KS1 and KS2 across all subjects.

