

## Year 6 Planning and Ideas



**Week Commencing: 13.07.20**

**Year Group: Year 6**

**With this being the final week for our Year 6, we want to celebrate your time here with us! Although this is perhaps not the conclusion we were expecting, Mrs Payne, Mrs Shepherd and all of the 5/6 team know how hard you have continued to work at home and we want to say a huge **THANK YOU!** Take a look at the activities below for each day – please do not feel you have to complete each one, simply choose the ones that catch your eye and get started!**

	Monday	Tuesday	Wednesday	Thursday	Friday
<b>Activity</b>	<p><b>Maths</b> As this is the final week, I wonder how much Maths you have completed throughout the year...or even your whole school career with us!</p> <p>See if you can use these Maths facts to figure this out and present the information in as many ways as possible!</p> <p>Have a go at creating some of your own challenges too in the blank templates provided.</p>	<p><b>Maths</b> Who are you? September will bring many new challenges and fresh new faces to meet. But how are you going to introduce yourself to new people? What interesting facts could you tell them about yourself...using Maths?</p> <p>Take a look at the examples below, where the teacher has revealed some interesting information about themselves using Maths facts and calculations.</p> <p>See if you can replicate this for your own facts – we have provided a template for you to use!</p> <p><b>English</b></p>	<p><b>Maths</b> Secret messages...</p> <p>Code breaking can be a difficult job, but the question is, are you quicker than the teachers?</p> <p>Hidden in the worksheet is a secret message – complete each calculation to find the answers and corresponding letters. These will spell out a secret message...for Year 6 eyes only!</p> <p><b>English</b> One of the strongest features of our Year 6 is their love of reading, and you have been avid users of our library and Accelerated Reader programme.</p>	<p><b>Maths</b> Have fun with it...</p> <p>It may seem like school is always about work, work, work. And sometimes, it can be! But we hope that amongst all of the Maths, English, Science and your other subjects, you found the time to have a little fun along the way!</p> <p>Below, you will find a Maths board game. Find someone else in your house to play with if you can. Once you've had a go, it is time for you to design your own Ox Close themed game.</p> <p>Use the template below to decide on the look and rules of your game. You could have</p>	<p><b>Maths</b> Let's do a practise SATs paper...only kidding! Would we do that to you on the last day?</p> <p>Year 6, you have been <b>FANTASTIC</b>, so your activities today are...</p> <p><b>HAVE FUN!</b></p> <p>Watch your favourite movie, spend time outside, chat with a friend, bake a cake...whatever you want to do to reward yourselves for all your hard work during your time at Ox Close!</p> <p>No English and Maths today, just get out and enjoy yourselves! 😊</p>

<p>Good luck!</p> <p><b>English</b> As well as telling them all about yourself in numbers, they will need to know a little more about your personality...</p> <p>For each letter of your name, come up with at least 3 different adjectives to describe who you are.</p> <p>For example, in Shepherd, the S might stand for sensitive, sympathetic and silly!</p> <p>Be as creative as you can be, and maybe use a thesaurus if you get stuck! These can be found online too: <a href="https://www.thesaurus.com/browse/kid">https://www.thesaurus.com/browse/kid</a></p> <p><b>Extra!</b> To finish off the picture you have created of yourself for your new school, teachers and friends, draw/paint/collage a</p>	<p>Having thought of some super adjectives yesterday, could you write a short riddle about yourself. Don't mention yourself by name but describe yourself so that your new teachers have to guess who you are!</p> <p><b>Extra!</b> How many different ways can you say good luck?</p> <p>See if you can research how to wish people good luck in as many different languages as possible!</p> <p>Here's a few to get you started:</p> <p>French – Bonne chance German – Viel Glück Spanish – Buena suerte</p> <p>Now, you never know who you might meet on your first day. Perhaps you could also find out how to say 'good morning' in a range of languages too...just in case you need them when making new friends!</p>	<p>During your time here, what are some of your favourite books that you have read? Why were they so enjoyable? Which ones would you now recommend to others?</p> <p>Choose one of your favourite books from this year and complete the book review below – some of our new Year 6's will find this very helpful!</p> <p><b>Extra!</b> Make your own message for us here at Ox Close...using the emoji code below!</p>	<p>school challenges on some squares, perhaps you meet a scary teacher who sends you back 3 places, or bonus points for completing a task. It's totally up to you</p> <p>There are a couple of different templates that you could use depending on the type of game you want.</p> <p><b>English</b> Just for fun, have a go at unscrambling the names of teachers at the school and then match them to the picture!</p> <p><b>Extra!</b> The singing at Ox Close is most certainly one of the things that we are most proud of...we hope you are too!</p> <p>Think about some of the songs we have sung and see if you can find them online. Treat yourself to a super sing-along session for the afternoon and try to get as many people as possible to join in with you! Maybe you could even organise a group Zoom call (with parental permission) and have a group performance of some of our top hits!</p> <p>Suggested numbers:</p>	
---	---	--	---	--

	picture of yourself in your new uniform!			<ul style="list-style-type: none"><li>• You got a friend in me</li><li>• Sing</li><li>• Proud</li><li>• Don't stop believing</li></ul>	
--	--	--	--	--	--

**Monday**

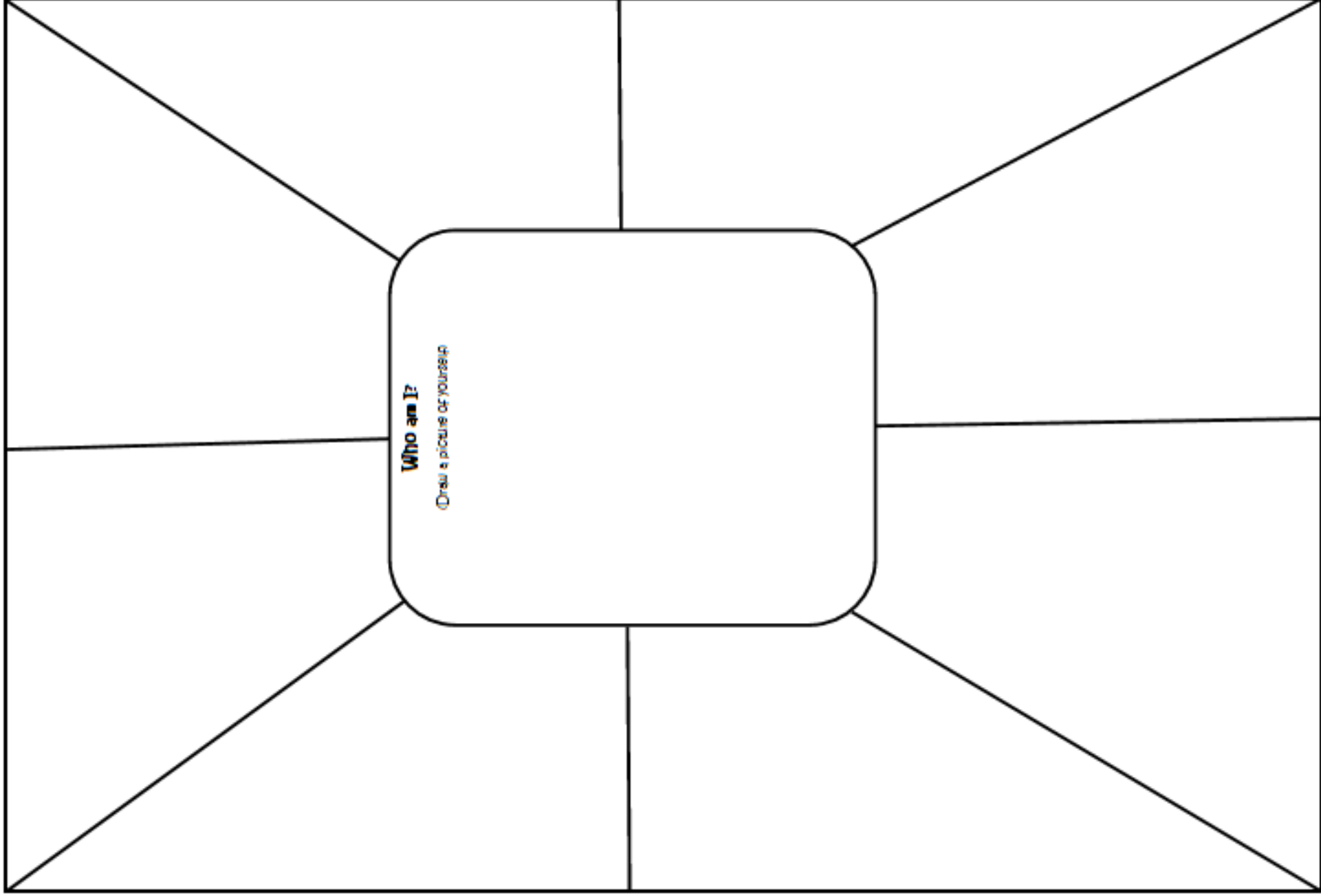
<b>Maths Fact</b>	<b>In days</b>	<b>In minutes</b>	<b>In seconds</b>
On average, you complete 55mins of Maths per day, 5 days a week.  Use your Maths knowledge to show your total time spent on Maths this year in...			
<b>Maths Fact</b>	<b>In Year 6</b>	<b>In KS2</b>	<b>From Yr1-6</b>
The weight of a Maths book is 281g and you use on average 3 per year.  Work out the total weight of your Maths books in...			
<b>Maths Fact</b>	<b>In cm</b>	<b>In M</b>	<b>In mm</b>
An HB pencil is 19cm long.  Each child uses the equivalent of 4 in a year.  If we laid them end to end, how long would they be in total in...			

<b>Maths Fact</b>	<b>3 sides</b>	<b>6 full pages</b>	<b>1 book of 32 pages</b>
On one side of each page of your Maths book, there are approx. 624 squares. How many squares would you find on/in...			
<b>Maths Fact</b>			
<b>Maths Fact</b>			



**Who am I?**

Draw a picture of yourself



Wednesday

<b>A</b>	<b>B</b>	<b>C</b>	<b>D</b>	<b>E</b>	<b>F</b>	<b>G</b>	<b>H</b>	<b>I</b>	<b>J</b>
24	2	15	65	101	99	3	41	78	31

<b>K</b>	<b>L</b>	<b>M</b>	<b>N</b>	<b>O</b>	<b>P</b>	<b>Q</b>	<b>R</b>	<b>S</b>	<b>T</b>
84	100	207	55	60	20	9	11	18	10

<b>U</b>	<b>V</b>	<b>W</b>	<b>X</b>	<b>Y</b>	<b>Z</b>
1	50	77	69	35	22

Half of 48	$3.6 \times ? = 36$	$11.5 \times 6$
$10^2$	$64 + 37$	$14 \times 7 - 83$
$431 - 354$	$96 \times 0.25$	$9^3 - 629$
$? \times 6 = 144$	Double 103, add 1	30% of 200
$280 \div 8$		$427 - 409$
$6 \times 3$	$6000 \div 100$	A third of 303

Work from top to bottom





# Book Review

Book Title: \_\_\_\_\_

Author: \_\_\_\_\_

Fiction or Non-fiction: \_\_\_\_\_

Who would you recommend the book to? Why?

What is the book about?

Book  
Illustration

Rating: ★ ★ ★ ★ ★

Can you write three facts you have learnt or three things you have learnt about one of the characters?

1. \_\_\_\_\_
2. \_\_\_\_\_
3. \_\_\_\_\_



Your message:

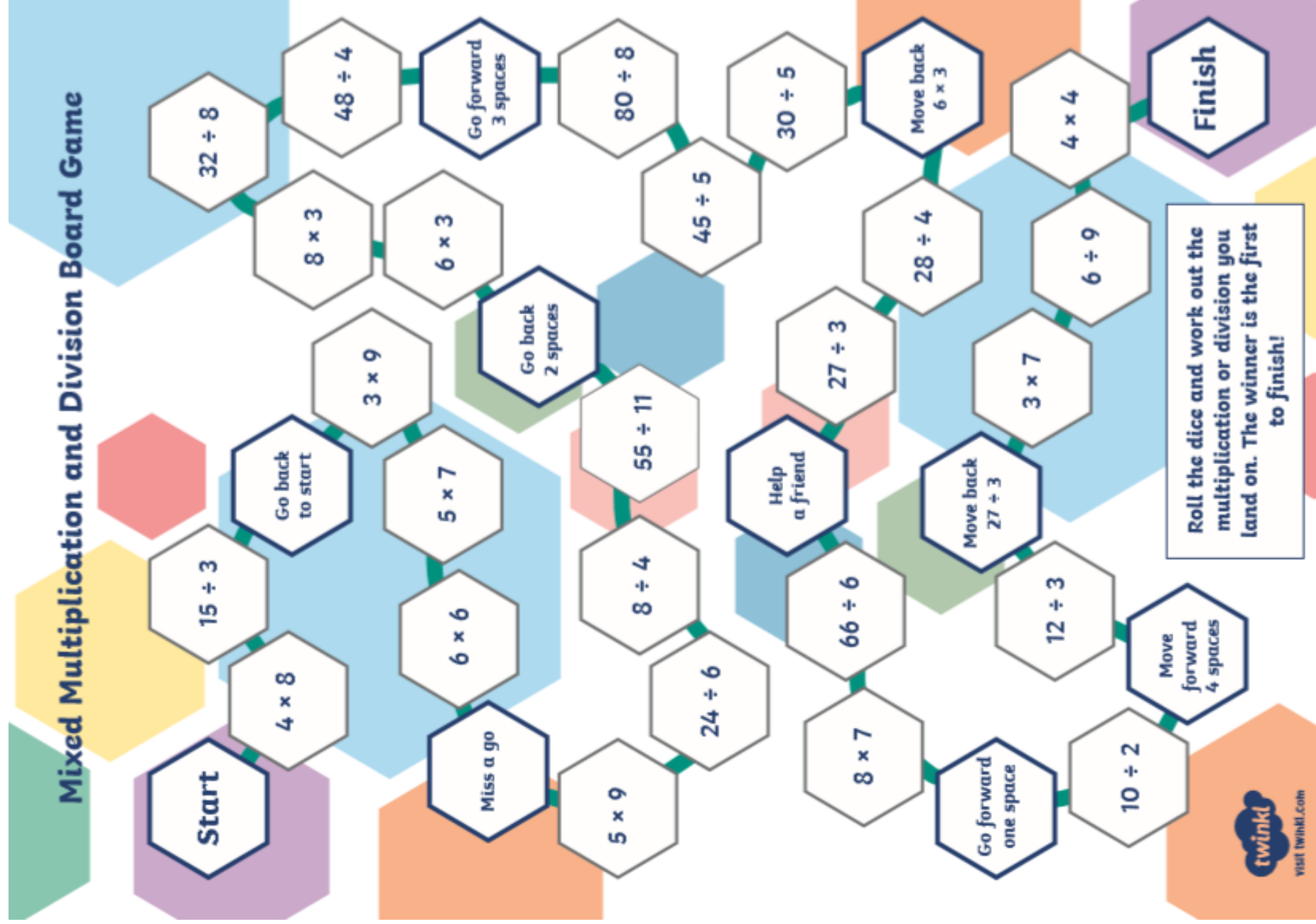
---

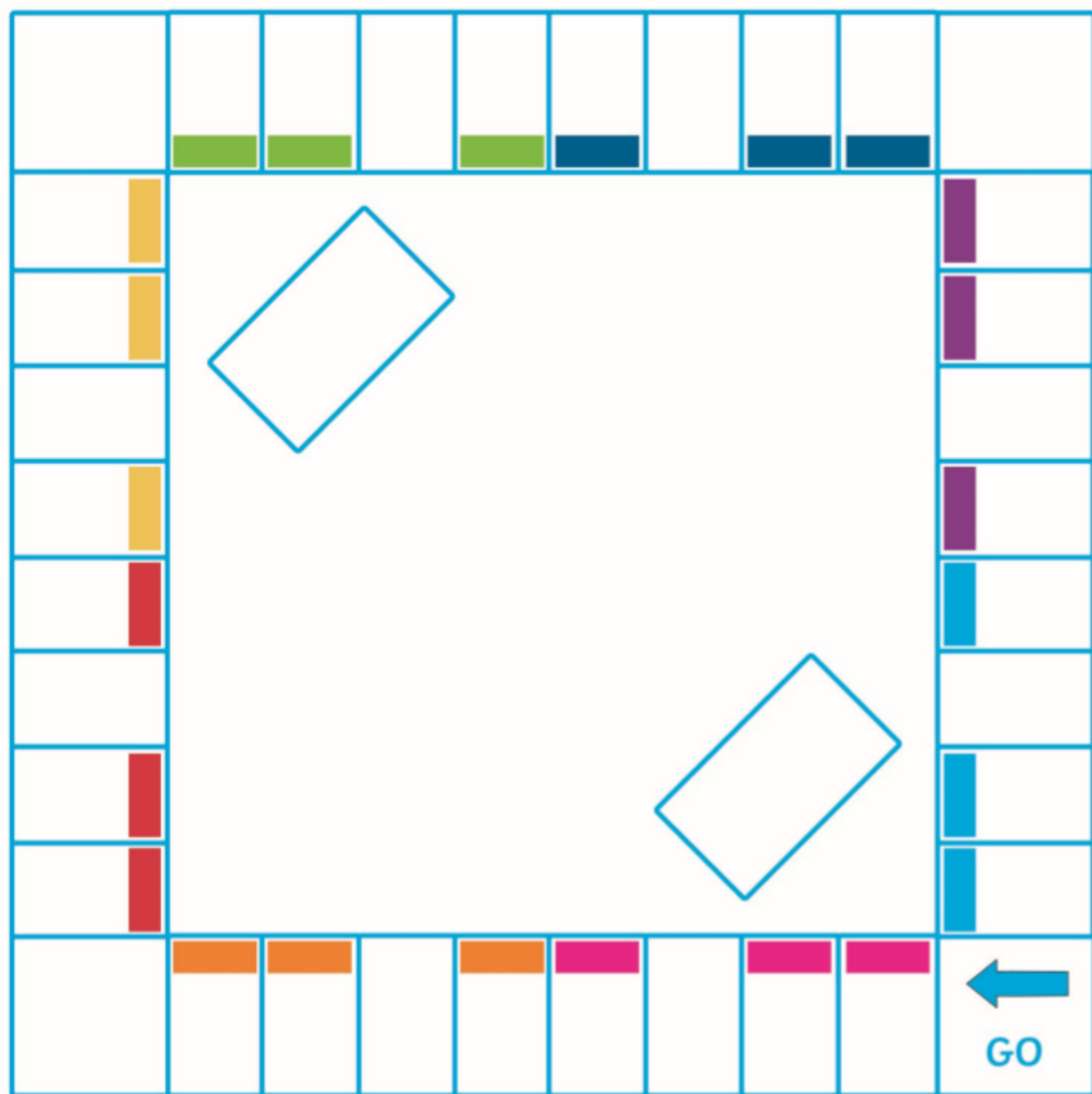
---

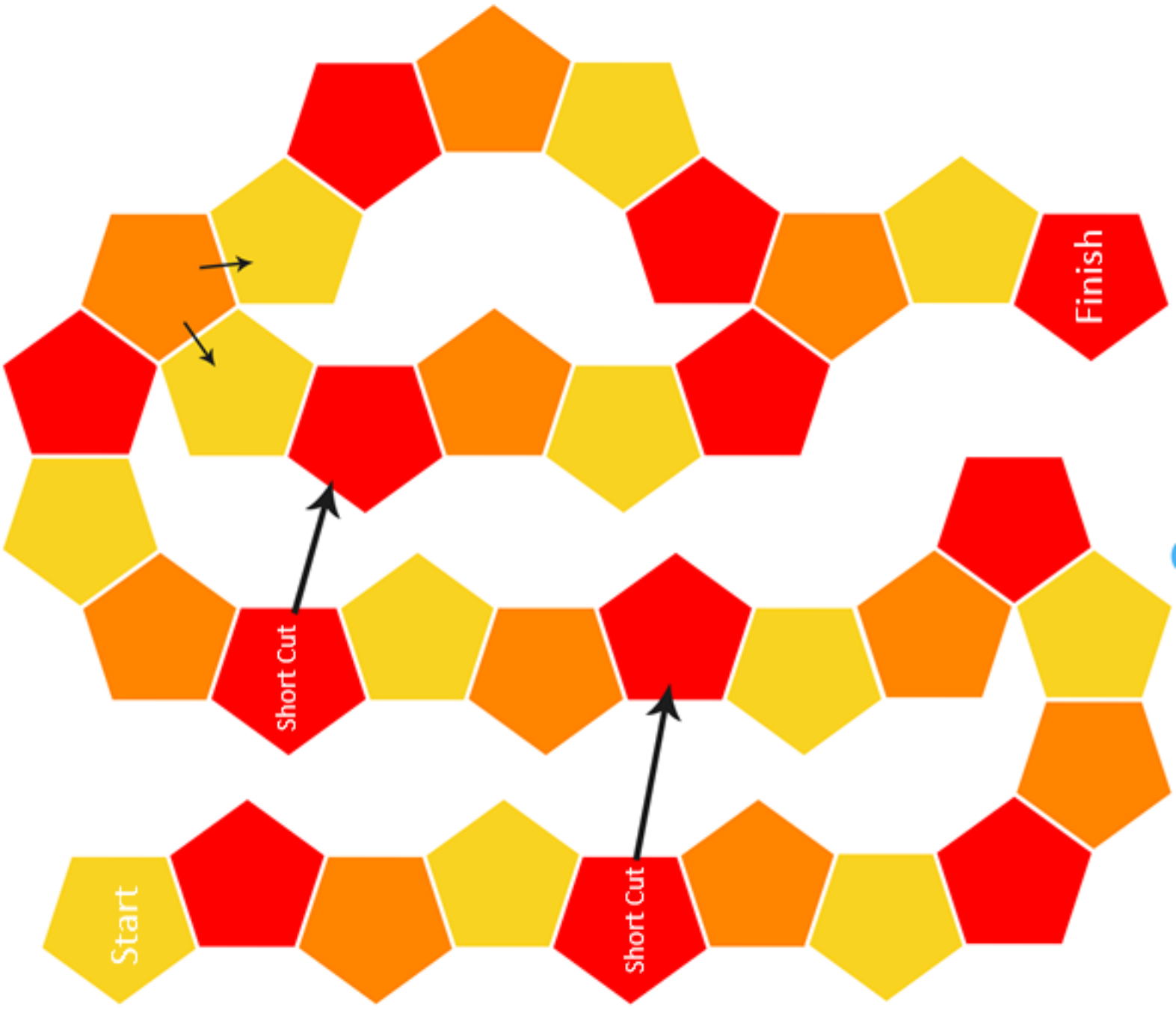

---

---

Thursday

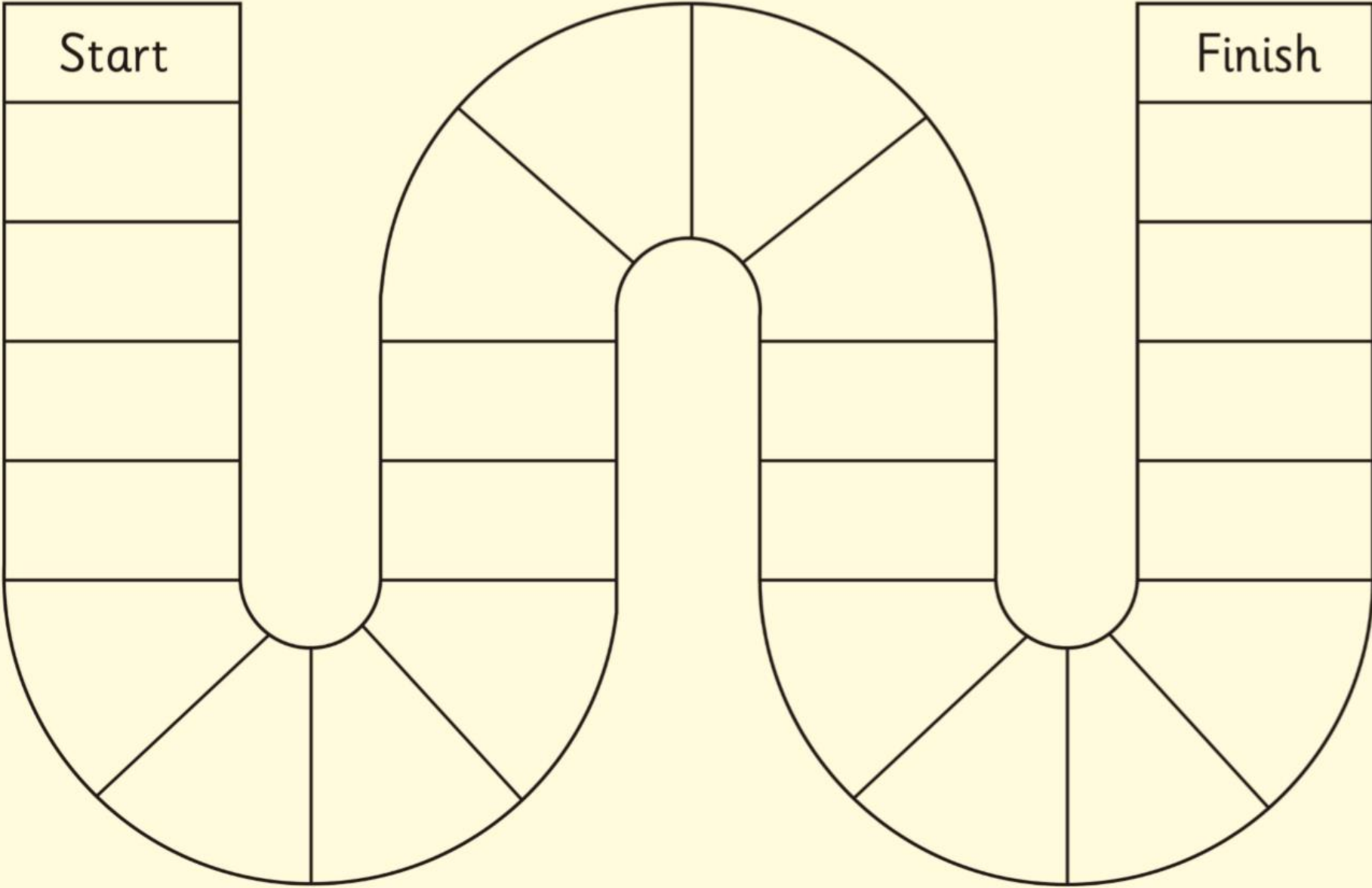






Start

Finish





ypnmsear

dbwimisneo

tmsndie

hmhdpeserrs

smmsnspiro

sdtomid

smornrhair

lsmrinrnafk