


Home Learning Week Commencing 13.07.20

Year Group 1 and 2

This week, your home learning is in the form of “pick ‘n’ mix”. You can do any tasks in any order. Some of the work will help the teachers in your next class get to know you better and some of the work is fun challenges and tasks to make sure you enjoy your last week of home schooling before having a well earned summer break! You don't have to complete all of the work, but please try to complete at least one task per day. You can pick your favourites. Please don't forget to e-mail us examples of what you've been doing as we have all enjoyed seeing your work so far.

English	Maths	Science and Wider Curriculum
Read your favourite book. Talk with a family member about the characters and the plot. Write some sentences or draw and label a picture to explain why it is your favourite.	Go on an outdoor maths trail. There are some cards attached to help you. Take a photo of what you find or record them on some paper.	Durham Brass Festival is running online workshops, 1 per day, over the week 13 th -17 th July 2020. You can take part in their workshops online here:  https://www.brassfestival.co.uk/brass-whats-on/
Make a video about yourself. Ask a family member to film you telling us about yourself. What do you like doing? What is your favourite food? Do you have any special skills?	Go on a shape hunt around your outdoor area. What shapes can you see? How can you record what you see? Draw a picture of the shapes you find or write them down.	This week's tasks are based around planning and making a summer picnic. Talk about the different foods you might take on a summer/seaside picnic using the Eat Well Plate poster (below) to think about the different food groups needed for a balanced diet. Task – Can you make a Savoury Sandwich? Talk about what the term 'savoury' means and discuss different savoury fillings for sandwiches. With support encourage your child to make their own savoury sandwich that they would choose to take on a summer picnic.
Write some sentences or 'clues' about yourself for a friend or teacher to guess who you are. Eg I have brown hair. I have blue eyes. I wear glasses. etc	Using chalk, draw your own giant outdoor number line. Ask a family member to should out calculations for you to find the answer to by jumping forward or backward on your number line. Eg $8 - 5 =$ Start at 8 and jump back 5, what number did you land on?	Task – Can you make a fruit kebab or a fruit salad? Try to think of as many different types of fruit as possible thinking about what they look like and how they taste. Talk about why fruit is a healthy snack option. Look at the picture of a fruit kebab and fruit salad. Which fruits can you see?

Or your number line can count in multiples of 5 or 10 to practise your times table.
Eg $3 \times 5 =$
Do 3 jumps of 5 and count 5, 10, 15



With support encourage your child to make their own fruit kebab or fruit salad.

See the attached 'I am an amazing person' sheet. Complete the balloons to show how amazing you are!

Pick a pair

Choose from these numbers.



1. Pick a pair of numbers.
Add them together.
Write the numbers and the answer.

Pick a different pair of numbers.
Write the numbers and the answer.

Keep doing it.
How many different answers can you get?

2. Now take one number from the other.
How many different answers can you get now?

Task – Can you make and decorate a cupcake?
Talk about how you could decorate a cupcake. Below are some simple ideas, but you can be as imaginative as you like.

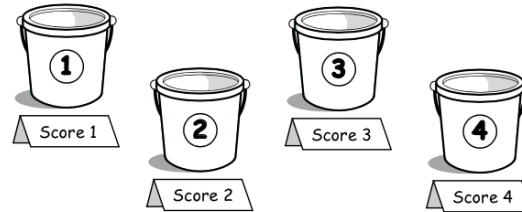


Help your child to make and decorate a cupcake to take on a summer picnic.

If you are going into year 2 in September, your topic will be called 'To Infinity and Beyond' and we will be finding out about Space. Use the attached template to write 10 things you would take with you to space. Think carefully about why you would take them.

Bean-bag buckets

Dan threw 3 bean-bags.
Each bag went in a bucket.
More than one bag can go in a bucket.



1. What is the highest score Dan can get?
2. Find three ways to score 6.
3. Find three ways to score 9.
4. What other scores can Dan get?

Task – Can you make a fruit ice lolly?

Talk about ways to keep cool during warm summer days and the importance of staying hydrated.

Talk about different ice lollies that your child likes.

With support encourage your child to make a fresh fruit ice lolly using chunks of fresh fruit frozen in either fresh fruit juice or in dilute juice. If you haven't got ice lolly moulds, these can easily be made in a small plastic cup with a lolly stick added.



Some key words for our 'To Infinity and Beyond' topic are:
astronaut, shuttle, moon, rocket, satellite, solar system, planets, Sun, Earth
Can you find out what each of these words mean? Write a space dictionary that we could use in school. Can you add any other space words to your dictionary?

2, 4, 6, 8 Challenge:

Use the numbers 2, 4, 6, 8 and the symbols +, - and = to make number sentences.

In each calculation you must only use a card once, but of course you can reuse them in your next calculation.

$$2 + 4 = 6$$

$$8 - 6 = 2$$

How many different number sentences can you make?

What have you tried so far?
How will you know you have found all the different number sentences?

Art Task

Can you make a pop-up puppet and tell a story?

Children's Art Week is taking place this year across 3 weeks from 29th June to 19th July with a different theme for each week.

This week's theme is: Literacy and Creative Writing.

You will need: paper, straw, tape, scissors, colouring pens/pencils.

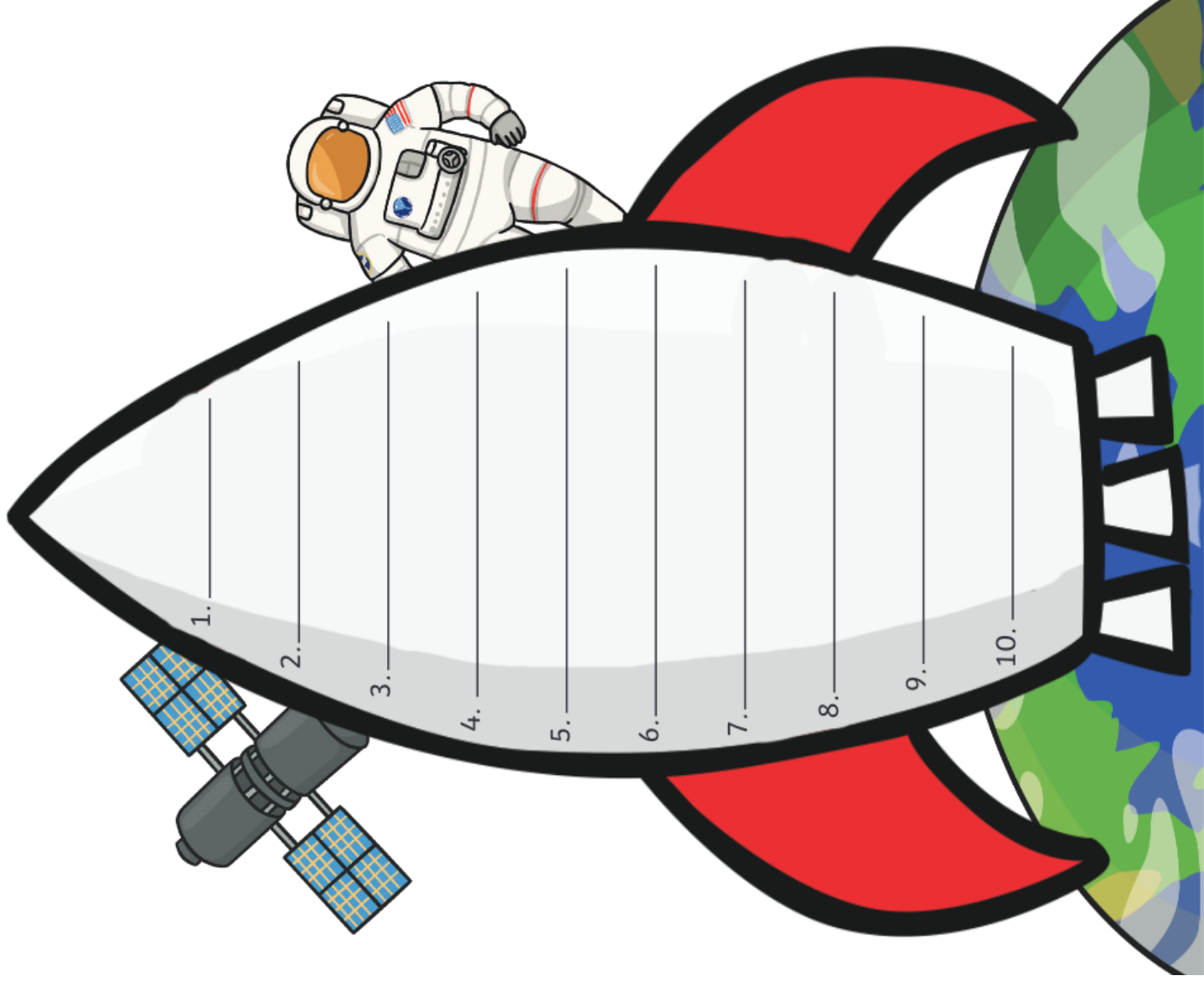
Task – Your task this week is to create a pop-up puppet character that you could use to tell or write a story.

Visit the Preston Park Museum and Grounds Facebook page for instructions or use the link below:

<https://www.facebook.com/prestonparkmuseum/videos/292062961994145/>

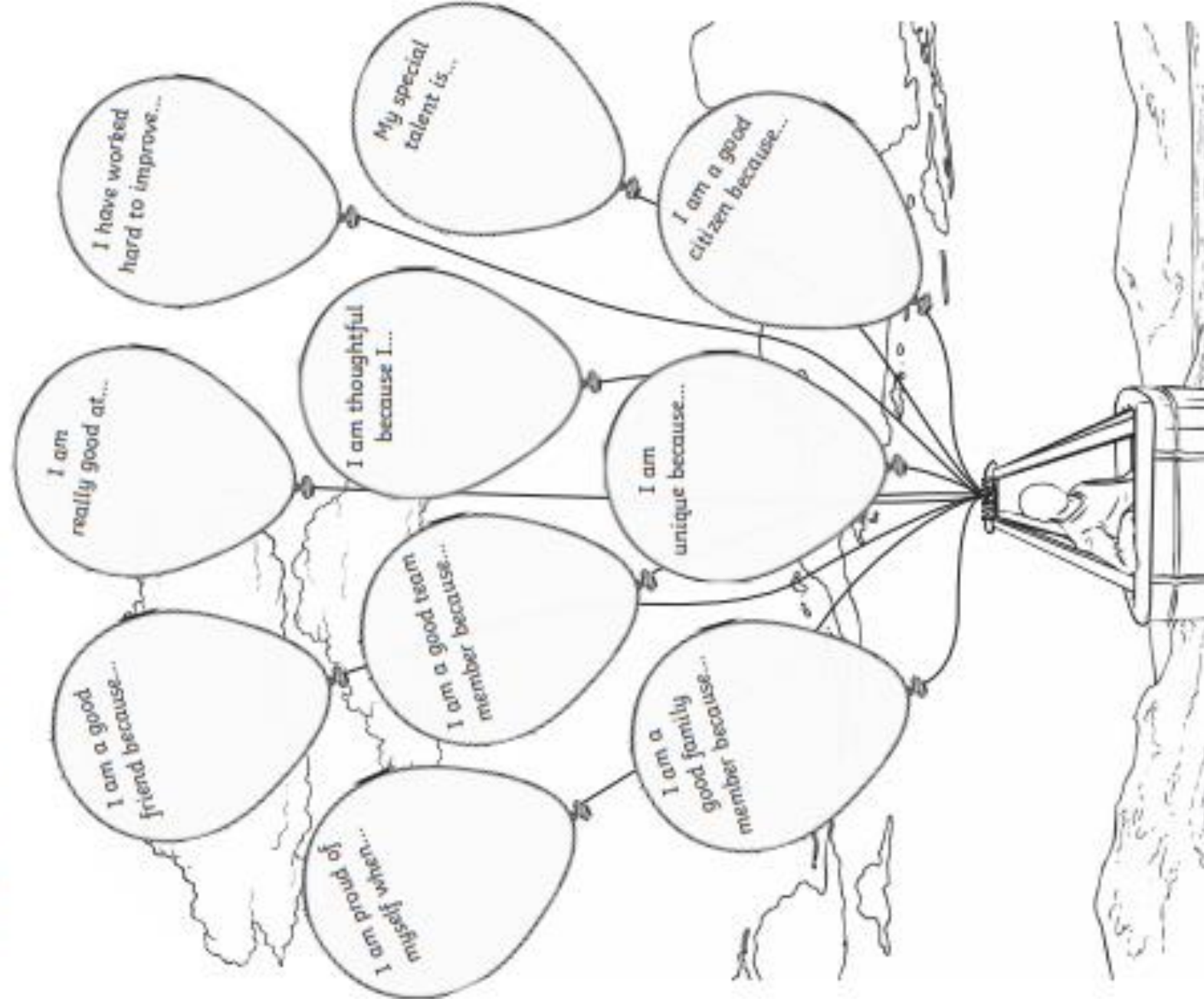
	<p>Are there any other sums that have the 8 in them?</p> <p>Are there any other addition sums?</p> <p>Can you make any number sentences with all four numbers?</p>	

10 Things I Would Take to Space in My Rocket



I Am an Amazing Person!

Read and finish the sentences in the balloons below.



The Eat Well Plate

Use the plate to help you have a balanced diet

