

## Science and the Wider Curriculum - Planning and Ideas

**Week Commencing: 6-7-20**

**Year Groups: 1/2**



	Monday	Tuesday	Wednesday	Thursday	Friday
Area of Learning	<p>Subject: Science LC: Can you order living things in a food chain?</p>	<p>Subject: Geography LC: Can you recognise weather symbols? Can you make your own weather map and present a forecast?</p>	<p>Subject: Music LC: Can you listen to and talk about a song? Can you move to the pulse of the music? Can you learn to sing a song?</p>	<p>Subject: PE LC: Can you perform different exercises to complete 30 minutes of exercise?</p>	<p>Subject: Art LC: Can you create a piece of art to send to a relative?</p>
Activity	<p><i>You will need: Food Chain Sorting Activity Sheet, Food Chains Recording Sheet,</i></p> <p><b>Task 1 –</b> Watch the clip to find out what a food chain is <a href="https://www.bbc.co.uk/bitesize/topics/zx882hv/articles/z3c2xnb">https://www.bbc.co.uk/bitesize/topics/zx882hv/articles/z3c2xnb</a> Read the information below the video clip together to introduce key words such as: producer, consumer, predator, prey. Then check understanding by completing the ‘What is a food chain?’ quiz. <b>Task 2 –</b> Complete Food Chain Sorting Activity. Cut out the cards. Move the cards around to</p>	<p><i>You will need: My Weather Diary sheet from last week, Weather Symbols Sheet, Weather Map Sheet,</i></p> <p><b>Recall –</b> Talk to your child about the different types of weather that they recorded on their weather diary last week.</p> <p><b>Task 1 –</b> Look at a range of weather symbols. Talk about the type of weather each symbol represents. Discuss where you might see these weather symbols (weather forecasts on TV, internet, phone, newspaper) <b>Task 3 –</b> Try to watch a weather forecast on the TV or on the internet. Talk about the information that is given and the words that are used. Using the map of the UK, encourage your child to add weather symbols to show what the weather will be like in</p>	<p>Go to: <a href="http://www.durhamonlinemusic.co.uk/yumu">www.durhamonlinemusic.co.uk/yumu</a> Enter your username and password in the boxes on the screen. Click the Log in button. You’re all ready to get started.</p> <p>Complete activities for Unit: <b>Friendship Song – Step 6.</b> Listen &amp; Appraise – You’ve got a friend in me and Friendship Song Warm Up Game – Challenge 6 Flexible Games Track – Gold Challenge Practise singing the Friendship Song – Verses 1- 4 and Choruses 1- 5 Improvise with the song – Clap and improvise Compose with the song – Friendship song</p>	<p><i>You will need: Exercise Pick n Mix Sheet,</i></p> <p><b>Warm Up -</b> Warm Up by completing Andy’s wild workout. Use 1 of the links below to see it: <b>Main Activity – Fitness Challenge</b> Choose some of the exercises that add up to at least 30 minutes of exercise.  Have fun!</p>	<p>Children’s Art Week is taking place this year across 3 weeks from 29<sup>th</sup> June to 19<sup>th</sup> July with a different theme for each week. This week’s theme is: Connecting across generations.  <i>You will need: paper and colouring pencils or pens.</i></p> <p><b>Task –</b> Your task this week is to create a piece of artwork that you can send to a relative. The resource sheet below shows you how to make a ‘send a hug’.  We would love to see your artwork - Take a picture of your finished work and email them to us. Tell us who you send your hug to.  Have fun!</p>

<p>make different possible food chains.</p> <p><b>Task 3 –</b> Choose 2 food chains that you have made from the sorting activity to record on the Food Chains Recording Sheet.</p> <p>Have fun!!</p>	<p>different parts of the UK. (This can be totally made up).</p> <p><b>Challenge –</b> Can you use your weather map to present the weather forecast – just like on the TV?</p> <p>We would love to see your weather maps or your weather forecasts. Take a picture or video and email them to us.</p> <p>Have fun!</p>	<p><i>If you have a recorder or glockenspiel you could try the instrument sections too.</i></p> <p>Have fun!</p>		
--	--	--	--	--

Thursday PE – Links for Andy’s Wild Workout


<https://www.bbc.co.uk/iplayer/episode/p06tmry2/andys-wild-workouts-series-1-9-the-undergrowth>

<https://www.youtube.com/watch?v=mCFDa1PcyZU>

Monday – Science

## Food Chain Sorting Activity

Cut out the squares and make as many food chains as possible.




# Food Chains



Draw two food chains in the spaces below. Which habitat would you find this food chain in?



Habitat: \_\_\_\_\_




Habitat: \_\_\_\_\_

## Weather Symbols

Weather symbols are 'pictures' or 'signs' to help us understand a type of weather e.g. sunny, windy, cloudy.

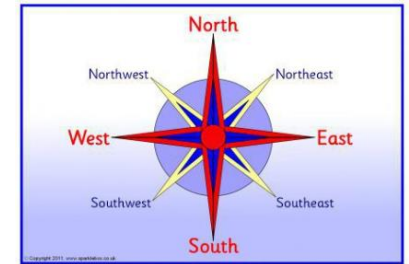
Weather symbols are used as a 'quick' and 'easy' way to show the weather that is happening in a particular place on a weather forecast.

What do you think these symbols show?



# Weather Map

Can you add weather symbols to the map of the UK to show what the weather is going to be like in different parts of the UK?



*Challenge –*

*Can you use your map to  
present the weather forecast  
– just like on the TV?*

### 30 Minute Pick ‘n’ Mix

Pick a selection of activities from the grid below that equal at least 30 minutes of active learning.

<p><b>15 minutes</b></p>	<p><b>15 minute challenge</b></p> <p>Choose an activity and practise for 15 minutes.</p> <p>Brisk walk                      Jog</p> <p>Scooter/bike ride</p> <p>Skipping skills                      Hoola hooping skills</p> <p>‘Keepy-ups’ ball skills</p> <p>Throwing and catching skills</p>	<p><b>Floor Ladder</b></p> <p>Use 8 socks to make the rungs of the ladder on the floor.</p> <p>How many different ways can you move through the ladder? E.g. walk, walk with high knees, run, hop, jump, hopscotch, sideways shuffle.</p>	<p><b>Hunt</b></p> <p>Hide different objects (e.g. toys/teddies) around your home or garden.</p> <p>Set children the challenge of moving around the space to find all the objects.</p>
<p><b>10 minutes</b></p>	<p><b>Standing long jump</b></p> <p>Place a starting marker on the floor.</p> <p>Standing beside the marker on 2 feet, how far can you jump landing balanced on 2 feet?</p> <p>Can you practise jumping in different ways? E.g. from 1 foot to 2 feet, from 1 foot to 1 foot</p>	<p><b>Around the world</b></p> <p>How many times can you pass an object around your waist in 60 seconds?</p> <p>If you drop the object, you need to start again.</p> <p>Repeat the activity and try to beat your score.</p> <p>Can you move the object around or through different parts of your body? E.g. under your legs.</p>	<p><b>Kangaroo Jumping</b></p> <p>Talk about how kangaroos move.</p> <p>Try moving like a kangaroo—hands are held in front of chest with elbows bent, jump from 2 feet and land on 2 feet, bending knees slightly on landing.</p> <p>Try and kangaroo hop around your room or garden.</p>
<p><b>5 minutes</b></p>	<p><b>Socks in the box</b></p> <p>How many socks can you pair up and put in the box in 60 seconds?</p> <p>Place unpaired socks 5 steps away from a box.</p> <p>Children run, match up a pair of socks and run back to put them in the box.</p> <p>Keep count and try to beat your score.</p>	<p><b>Toilet roll balance</b></p> <p>Can you balance a toilet roll on your head while standing still?</p> <p>Challenge yourself to balance a toilet roll on your head while moving.</p> <p>How many different types of movement can you do while balancing the toilet roll on your head?</p> <p>Can you balance the toilet roll on different parts of your body?</p>	<p><b>Speed Bounce</b></p> <p>Place a sock on the floor.</p> <p>Can you jump side to side over the sock?</p> <p>How many jumps can you do in 60 seconds?</p> <p>Repeat the activity and try to beat your score.</p>

Children's Art Week 2020  
Week 1 - Theme - Connecting across generations

**Send a Hug Art Activity**

If you have a roll of paper or unused wallpaper, this activity can be made life size. Lie on the paper and draw around your body.

If you have smaller pieces of paper, draw the top of your body with your arms stretched out wide.

Decorate the outline to make it look like yourself.

Carefully cut around your outline.



Send your hug to a relative telling them how much you love them.



## **Where can I complete further work?**

[Twinkl](#) – Subscription service used by schools is offering a free premium service for teachers, parents and children to use whilst schools are closed. Enter the code **UKTWINKLHELPS** for access to worksheets, power points and interactive games to support all areas of learning.

[Classroom Secrets](#) – Free Maths, Reading and Grammar home learning packs and interactive resources for all ages.

[BBC Bitesize Primary](#) – Free learning resources available for KS1 and KS2 across all subjects.