

## Maths Planning and Ideas



**Week Commencing: 13<sup>th</sup> July 2020**

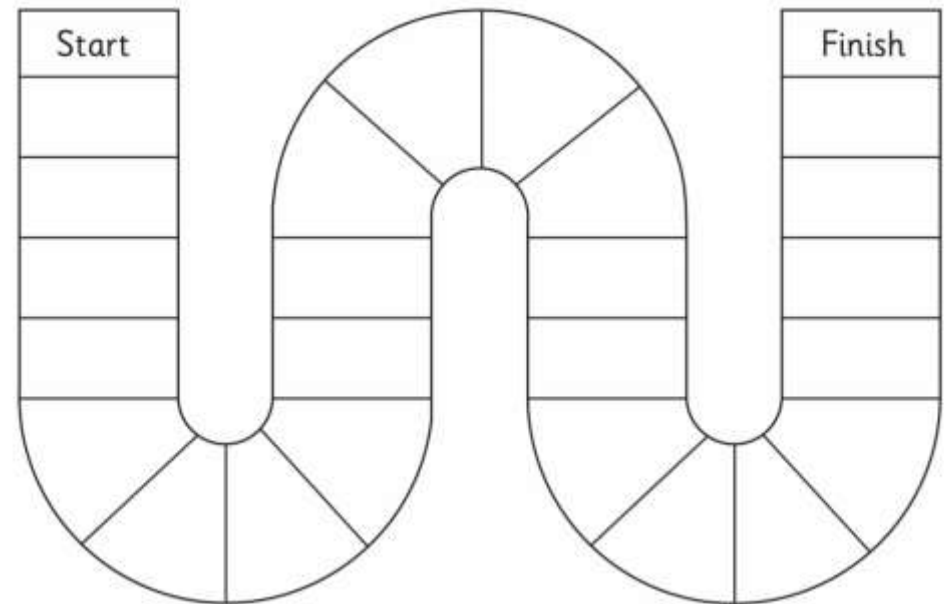
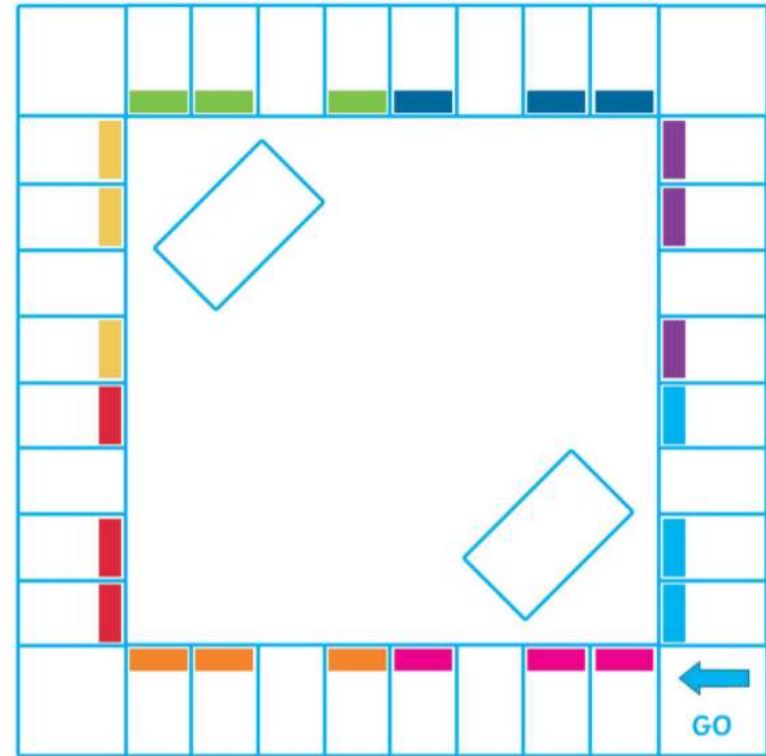
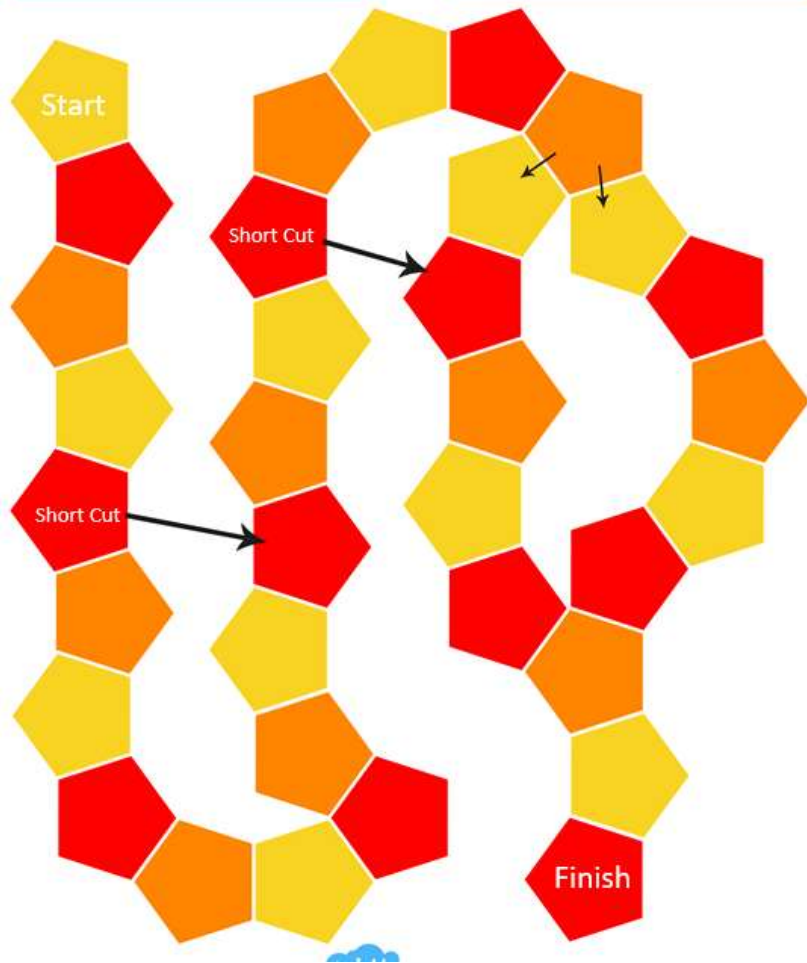
**Year Group: 3 and 4**

**Mathematical Focus: Investigations**

	Monday	Tuesday	Wednesday	Thursday	Friday
Area of Learning	Investigation – The Mystery of the Melted Ice Creams	Designing a Maths Board Game	Making a Maths Board Game	Investigation -The Mystery of the missing sacks on Sports Day	Friday Maths Challenge
Activity	<p><b>Starter:</b> <a href="#">Times Table Rockstar</a> <i>Battle of the Bands and Garage challenges have been set for Y3 and Y4 children. It is the final battle of the year – I wonder who will win.</i></p> <p><b>Activity:</b> After your ice cream treat in your amazing reports last week, we thought it was only right you solved a mystery about ice creams.  Work through each clue to solve the mystery. Good luck.</p> <p><b>Answers:</b> Once you have solved the mystery, you can check your answers at the end of the document. No peeking until after!</p>	<p><b>Starter:</b> <a href="#">Times Table Rockstar</a> <i>Battle of the Bands and Garage challenges have been set for Y3 and Y4 children. It is the final battle of the year – I wonder who will win.</i></p> <p><b>Main:</b> Over the next two days, you are going to design and make a Maths board game.  First, you need to think of a name, design and rules. There are some pictures of designs below and you could also use the internet to research.  Next, you need to think of at least 10 questions to challenge the people that play. Make sure you use some of the Maths topics that we have been covering over the last few weeks. It could be using the four</p>	<p><b>Starter:</b> <a href="#">Times Table Rockstar</a> <i>Battle of the Bands and Garage challenges have been set for Y3 and Y4 children. It is the final battle of the year – I wonder who will win.</i></p> <p><b>Main:</b> It is board game making day!  Recap on your plan, gather all your resources and enjoying making your board game.  Then, once you have finished it, challenge someone in your house to play it with you. Who will be the winner?  We would also love to see photos of your board games – please email them to us! You could even challenge us to answer one of your questions!</p>	<p><b>Starter:</b> <a href="#">Times Table Rockstar</a> <i>Battle of the Bands and Garage challenges have been set for Y3 and Y4 children. It is the final battle of the year – I wonder who will win.</i></p> <p><b>Activity:</b> Disaster! We might not have had Sports Day, but the sacks are missing. Can you help?  Work through each clue to solve the mystery. Good luck.</p> <p><b>Answers:</b> Once you have solved the mystery, you can check your answers at the end of the document. No peeking until after!</p>	<p><b>Starter:</b> <a href="#">Times Table Rockstar</a> <i>Battle of the Bands and Garage challenges have been set for Y3 and Y4 children. It is the final battle of the year – I wonder who will win.</i></p> <p><b>Challenge Y3:</b> White Rose Maths - Summer Week 12 Lesson 5 – Daily Challenge  <a href="https://whiterosemaths.com/homelearning/year-3/">https://whiterosemaths.com/homelearning/year-3/</a></p> <p><b>Challenge Y4:</b> White Rose Maths - Summer Week 12 Lesson 5 – Daily Challenge  <a href="https://whiterosemaths.com/homelearning/year-4/">https://whiterosemaths.com/homelearning/year-4/</a>  Good luck!</p>

		<p>operations, money, fractions, statistics or a mixture of them all.</p> <p>Once you have your design and questions, you need to make a list of all the resources that you will need to make the board game tomorrow. Make sure that these are things that you already have in the house and make sure that you ask permission to use them.</p> <p>There is a planning sheet below to help you pull all your ideas together.</p>			
--	--	---	--	--	--

What could your board game look like?



## **Board Game Planning Sheet**

**Name of Board Game** \_\_\_\_\_

**What are the rules of the board game?**

**Which maths questions will be on your board game? Try to think of at least 10 – you could also throw a couple of tricky ones in as well.**

**What will your board game look like?  
Draw a quick design.**

**What resources will you need to make  
your board game tomorrow?  
Remember to ask at home that you  
can use things first,**

## **Where can I complete further work?**

[Twinkl](#) – Subscription service used by schools is offering a free premium service for teachers, parents and children to use whilst schools are closed. Enter the code **UKTWINKLHELPS** for access to worksheets, PowerPoints and interactive games to support all areas of learning.

[Classroom Secrets](#) – Free Maths, Reading and Grammar home learning packs and interactive resources for all ages.

[White Rose Maths](#) – Free Maths home learning resources for all ages. Watch the videos and try the questions.

[Primary Stars](#) – Free Maths home learning packs for Year 1 and 2.

[BBC Bitesize Primary](#) – Free learning resources available for KS1 and KS2 across all subjects.

[I See Maths](#) – Free daily home maths lessons hosted by Gareth Metcalfe. Follow the link for videos, information and resources.

[Top Marks](#) – Free educational resources and games for English and Maths.

[ICT Games](#) – Free educational resources and games for English and Maths.